

ART TO ART

PGCPS Visual Arts Newsletter



PGCPS Countywide Virtual Student Art Exhibit 2021

By Dana Jones

This year we hosted our second annual virtual art exhibit. This exhibit features the artistic talent of over 600 of our early childhood, elementary, middle, and high school students. Our students' astonishing abilities in drawing, painting, three-dimensional sculpture and ceramics, digital art, and more are on display. Teachers, thank you for showcasing your students' exceptional artistic talent; your phenomenal instruction shined through all the projects!

*Prince George's County Public Schools, CEO Dr. Monica Goldson opened up our virtual reception.
View the reception video here.*


Continued on page 2




*ECC-5th grade prize winner:
Jazmin C., 4th grader from Glen Dale
ES, Teacher J. Wade*



*6th-8th grade prize winner: Stephany S.,
8th grader from Thurgood Marshall MS,
Teacher: T. Thiemeyer*



*9th-12th grade prize winner:
Daniel A., 12th grader from
Parkdale HS, Teacher M. Twine*



Continued from page 1

PGCPS Countywide Virtual Student Art Exhibit 2021



We appreciate Dr. Monica Goldson for her kind words and her continued support for the Arts in PGCPS. We would also like to thank Elizabeth Stuart-Whitehead, Jemil Miller, and Lauran Rush for their ongoing support in our everyday endeavors.

The Virtual Student Art exhibit will be on display until Wednesday, June 30th. [View the Exhibition's main page.](#)

Reminder: Teachers, if you have not sent out the 2021 Virtual Countywide Exhibit participation certificate to your students, please do so as soon as possible. The certificate is [here](#) if you need access to it.

If you missed the Virtual Student Art Exhibit reception that aired on Thursday, May 27th, you may view it here: <https://www.youtube.com/watch?v=1KkQLjsQdOM>

To add an interactive component to our virtual art exhibit this year, we randomly selected a winner from each of the three exhibition categories



to receive an art goody bag for the summer. The winners were:

ECC-5th grade: Jasmin C., 4th grader from Glen Dale ES; Teacher J. Wade

6th-8th grade: Stephany S., 8th grader from Thurgood Marshall MS; Teacher: T. Thiemeyer

9th-12th grade: Daniel A., 12th grader from Parkdale HS; Teacher M. Twine

Thank you again for your support, and have a wonderful summer break!

Amanda Espina, Dana Jones, and Chrisina Kunze


Ernest Everett Just Middle School Virtual Art Show

By Amanda Huizar

Here is a virtual art show I put together recently for my school.

<https://docs.google.com/presentation/d/1eqHaNyPSaw5R20WLtyG-px6Qv8T8hZfrrSEebTWk4FwQ/edit?usp=sharing>





Teaching With Google Drawing

By Caitlin Johns

Teaching with Google Drawing really helped me this school year with my 4th-8th students. I offered this choice to students who did not have paper but also in general to students who wanted to try digital drawing after I saw a teacher on a social media art education group having success with her students. First, I should say that I was not experienced in using Google Drawing when I started and I'm also not really a digital artist so I felt like I was learning at the same time as I was teaching in it.

Observation

A lot of Google Drawing is about using, layering, and manipulating shapes. The students analyze different artworks and to think about what shapes they could use for the Google Drawings. They also look at transparency and how it can affect the way colors are seen.

Connection

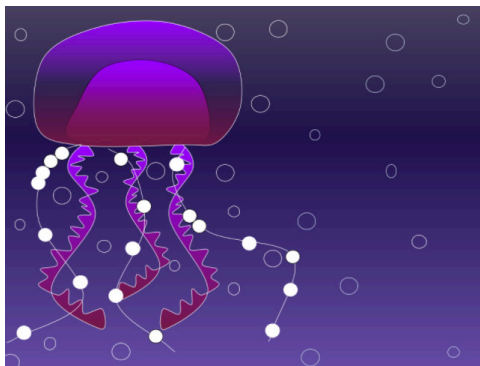
For a lot of the assignments I want to connect with the students interested like how there was a massive trend of talking about video games like Among Us. The middle school students were able to make a collaborative artwork of designing their own character and then deciding as a class which room they would like as the base for the artwork.

Takeaways

I think the biggest takeaway from using Google Drawing was that giving the students more choice really allowed the students to stay en-

gaged. In a recent survey I did with the students, several students mentioned Google Drawing being a tool they wanted to continue using. Also

I learned from this experience that sharing my work with other teachers also helped me to grow with learning the program.




Dominique C., 4th Grade, Bioluminescent Jellyfish




Taylor S., 4th Grade, Deep Sea Divers Treasure Chests




7th Grade Among Us Class Collaboration.




Aaron H., 7th Grade, Dragon Eye



Ezra M., 4th Grade, Bioluminescent Jellyfish



Logan M., 5th Grade, Seascapes



Process



Materials

Greenbelt Recreation Arts' Spring Virtual Open Studio Tours

By Barbara Joann Combs,
Visual Art Educator, Gaywood ES

Sunday, June 6 from 1:00pm to 4:00pm viewers were invited into the homes of eleven visual artists via Instagram. Each artist had 15 minutes to exhibit current artworks, speak on their creative process, and answer questions.

One of the artists was Gaywood ES visual art educator Barbara Joann Combs presenting eight new works started during the pandemic. "Creating abstract art gives me time to reflect. My


four sons have me on a text thread where we discuss the pandemic and reoccurring social justice issues. It's exhausting! I used the time at home to create non-objective artwork to work out my feelings, responses, and actions. This series focuses on texture and color using leftover paints on canvas as the base and a painting knife, large plastic comb and gift cards were used to create the texture. Let peace and curiosity lead as you survey the vivid colors and various textures mixing in this abstract series Elements."



Elements - Golden Yellow, Acrylic on Gallery Wrap Canvas, 20" X 16" x .5", 2021



Elements - Breakthrough, Acrylic on Gallery Wrap Canvas, 20" X 16" x .5", 2021



Best in Show Enrichment Activity

By Christina Kunze

One thing that I missed during virtual learning is listening to students critique each other's works containing compliments and suggestions for improvement. Witnessing this type of teamwork in the classroom is one of the things that excites me about teaching the visual arts! Students learn so much from working alongside each other and there are many opportunities for this in the physical classroom. For instance, by recognizing how their peers used the elements of art and principles of design to create exemplary works and using that skill knowledge as inspiration for their own work.

Because of the limitations this year, I wanted to give an opportunity for the students to do a gallery walk of the 2021 Virtual Student Art Exhibit to determine what they would have picked for Best in Show (if there was such a category). I found that my high school students really enjoyed this activity and interestingly enough, students chose a variety of works to be labeled, Best in Show. Each student documented their reasons in a google form and although there weren't any strict requirements given, students did not disappoint. You can tell by the comments that students were able to make connections to art across the county and were able to justify their choice. Here are a few comments posted by my high school students in the Google form that I created for this activity.

Continued on page 6


Dripping in Confidence

By Carmela Wood

What's your drip? Think about it for a moment. Drip has become so widely redefined by our young scholar's around the world as having "swag" or meaning "you're cool, you're on point." In collaboration with our school counselor, Ms. Jolanda Rawls, our student artist at Whitehall Elementary thought about positive attributions they possessed. They further thought about how it may impact not only their community, but their personal self-esteem. Afterwards, each individual was challenged to create a drip drawing that included their positive word. This was not just a

student art project. As a collective group the students and teachers created drip drawings.

As a Whitehall family we used the artwork of contemporary artist, Jen Stark, for inspiration. We had such a great time. Students were excited to share their work and found the drip drawing "fun," while teachers found the project to be "relaxing" in the midst of having to submit grades along with a host of other end of the year activities. Currently our hallways (i.e. our front office widows) are dripping with words like kind, unique, funny, bold, resilient, creative, and more. We wish you could stop by to see our drip wall installation. For now we hope you enjoy the pictures here.



Continued from page 5

“Jessica S, 11th grade, Oxon Hill High- I loved the juxtaposition of the two images in a mosaic-like way; I think it was very well done, especially for something that could easily have turned out messy and cacophonous.” Madeleine M.

“Diego B (12th Grade) - I think this one is the best because of how it captures nature. You can see all the different colors, textures, and life. When I saw this picture it felt like happiness but loneliness.”, Alyssa L.

“The person who I think should get best in the show is Nasifa M. who is in 9th grade at Northwestern High. I think that they deserve it because of the visually appealing color palette combined with it all being well drawn and colored in. I also love that they either made or used their own character in the image without making it look out of place.”, Bryan R.


“I like Daisy BR’s from Friendly High because it’s inspirational. It shows a girl looking in the mirror

and the reflection is a nurse/doctor. Anyone could assume this is what she wants to be and I really liked that since I don’t see that type of drawing in the exhibit. I really like the story that goes along with it.”, Chiemerie O


Here is the address to this year’s art exhibit, <https://www.pgcps.org/gallery>. Feel free to contact me for more ideas on how to use gallery walks as part of your curriculum, christina.kunze@pgcps.org.



Jessica S, 11th grade, Oxon Hill High




Diego B., 12th Grade, International High School at Langley Park



Nasifa M., 9th Grade, Northwestern High



Daisy BR., 11th Grade, Friendly High



"When I was creating the painting for the frontline healthcare worker, I felt happy. I felt like I could make their day a little better. What surprised me most was that it wasn't as difficult as it seemed."

Gaywood Elementary School Student Artist



Gaywood ES Youth Uses Creativity to Give Back During the Pandemic

By Barbara Joann Combs, Visual Art Educator, Gaywood ES

This was a hard year for all of us but Arianna Flores did not let being in her 5th grade transition year or virtual learning hinder her. She decided to give some of her time to create an artwork for Youth Art For Healing.

Youth Art For Healing is a non-profit organization whose mission is to bring works of art created by youth into healthcare environments to provide a sense of comfort, inspiration and healing for patients and their loved ones, and healthcare professionals.

This year there were a few changes to the process. Instead of artwork being hung in buildings, the artwork was being given to frontline health

care workers. All the materials Arianna needed were provided; 24" x 30" x 1.5" gallery wrap canvas, acrylic paints, brushes, and a floor covering.

Arianna stated, "I've painted on canvas before but never this big! A few challenges I faced were getting the flowers into a perfect shape so they could know that they are flowers. I also had trouble with getting the background to one specific blue because when I was cleaning up the edges of the flowers some of the paint would fall out from the shape. One of my biggest successes was getting the textured-looking grass. The healing aspect of art did affect me as an artist because my art has been getting a




lot better since I started my YAFH journey."

The happy receiver of this artwork is Nichelle H. at Children's National Emergency Department at United Medical Center.

YAFH Virtual Exhibit of all artworks created by PGCPS students can be viewed here:

<https://youtu.be/zZ5bEQpb5qA>



Christina Kunze, Untitled, 2021, Acrylic on canvas, 36"x36"



Christina Kunze, Untitled, 2021, Acrylic on canvas, 30"x40"



Christina Kunze, Untitled, 2021, Acrylic on canvas, 30"x40"




Christina Kunze, Untitled, 2021, Stoneware

Coping Skills of an Artist

By Christina A. Kunze, High School Art Teacher

This last year was challenging, and for some of us, we relied on making art to get us through the isolation of the pandemic. I worked on a series of abstract landscape paintings celebrating the forms of nature. The bold colors that I used for these rhythmic large paintings were not the neutral tones of my past oil paintings. Accomplishing these colorful

works really uplifted my spirits and gave me a sense of pride needed to move forward. In addition, I joined a great ceramic studio, Material Things, home to a few professional potters like myself. It's been great getting back into a clay studio again, something that I haven't been able to do since I closed my studio in Massachusetts. I am happy to share with you a few of the pieces created this year. I hope my story inspires you to use your creativity to get through hard times. After all, artistic expression is the therapy we could all use to cope with current events.



Thank You Everyone for All You Have Done!

By Elena Gastón-Nicolás, Phyllis E. Williams SIES and Cesar Chávez DSIS

It is my third year in PGCPS. I want to share with you that I have been granted a two-year extension with the Spaniards Visiting Teachers Program. I am very excited and happy to continue with you, and deeply grateful for this fantastic opportunity.

I want to thank all the students for making amazing art with enthusiasm in this peculiar and not easy year.

I have really enjoyed the Wednesday Visual Art Team meetings, listening, loving, living and laughing. They have been tremendously therapeutic and have given me support, and guidance. Thank you Team!

Here are two of my recent featured artworks.

Ludovico en el Turbon. Moonlight-sonatas-mondscheinsonaten-for-beethoven

I painted this picture with a pen at breakfast, while looking out the window of a musician friend's house in my beloved mountains. "Moonlight sonatas is a tune you want to listen to again and again. It goes straight to the

heart. Beethoven reversed the conventional sequence of the first and the second movement, "fantasy", the original title. 69 artists from 26 countries, at the occasion of Beethoven's 250th birthday. Listening to the sonata resembles looking at a Caspar David Friedrich or William Turner landscape, and losing oneself in the rapt observation of the distant satellite. Selected haiku poetry, exquisite quotes. Art-inspired slogans and illustrations. The result is a multifaceted homage from the imaginative perspective of artists that remind us: The world of reality has limits; the world of imagination is boundless"

Art impact. The-Child-factor: What the truth reveals. We come from the sun.


A couple of children in a fantasy background open a book from which the earth comes out in the shape of a heart with a golden halo. The sun with the Chartres Cathedral Labyrinth in the background. Will, Wisdom, Conscience: Sunrise, Noon and Sunset colors. The children's figures, inspired by the drawings in the 1961 Oldham's encyclopedia: holistic and multidisciplinary knowledge and Divine nature itself. The background is a cardboard we painted at my first school, Dodge Park ES, playing with three students' teams, and primary colors' famous pictures and on a grid of letters and numbers. <http://elenagastonicolas.blogspot.com/>



Ludovico en el Turbon



The-Child-factor



I LOVE My Job! Don't You?

By **Barbara Joann Combs**,
Visual Arts Educator, Gaywood ES

I recently looked up the definition of a job; /jăb/; a paid position of regular employment; a task or piece of work, especially one that is paid; a responsibility or duty; a difficult task. And I thought, "Yep! Being an art educator is all that...and soooo much more."


I heard someone say, AGAIN, "It's just art!" I haven't learned how to reply to that statement yet but I always start reflecting. Is there anything created by humans that art doesn't directly or indirectly influence?


I love my job because it is meaningful and fun to encourage another human being to explore life and their potential through the visual arts.

And I also love my job because the other educators let me draw on their white boards and they let it stay up for weeks. My administrators let me, the students, staff, and visiting students paint on the building doors, walls, even the rocks, and the asphalt.

The painted 24" x 18" portraits were copied from graphics produced by Jesse VanWagner. Each of the 11 doors are 1st primed; the graphic poster is traced onto the primer; and then a 9 color gray-scale is used to complete the portrait.

I ABSOLUTELY LOVE my job! Don't you?





Laurel High School's IB Virtual Exhibition

By Lindsey McGinnis

Laurel High School's International Baccalaureate (IB) seniors have worked incredibly hard over the last three years in the IB Visual Arts program. Despite the pandemic, the students still met the assessment criteria. Each student created a cohesive body of work (7-10 pieces) that focused on a specific area of intent, backed by research and experimentation.

Unfortunately, the seniors were unable to hold an in-person exhibit or senior show this year. Instead, the seniors collaborated to create a virtual exhibit to showcase their artworks.

The show can be viewed [HERE](#).

The exhibition was created with Google Slides and is interactive. Click View and Present, and then work your way through the show! Also, make sure you have your sound ON!

- The stack of books will bring you to the artist's curatorial rationale (or artist statement).
- The Bitmoji will bring you to a short artist bio.
- Each artwork will bring you to its corresponding exhibition text.
- You can click the Back button at any time to return to the main "hallway".

The seniors would love to hear your feedback in the [Guest Book](#)! Thank you for taking the time to support these students!

Gallery of Art


By Lydia Peters

Zoe Holiday, 5th grade, is the most improved and most outstanding student for 2021 at Perrywood ES


She maintains a calm demeanor. She works on improving her Art skills to meet all objectives. It is always a pleasure to work with her. Zoe was also a member of the Art Club here at Perrywood and hopes to continue her artistic journey while in middle and high schools.



"Happy" by Zoe Holiday



"Cookie" by Zoe Holiday



Socially distanced and masked, participants explored their “Infinite Creativity.”



Participants listened to soothing Japanese music after being inspired by Yayoi Kusama’s colorful and intriguing paintings and sculptures.

Navigating the New Professional Development Landscape

By Eileen Cave

Visual Art Teacher, Arts Integration Lead Teacher, Rosa Parks ES

While this past year certainly had its impact on our instructional delivery, it also affected the traditional ways that we were able to participate in professional development. I met this challenge by participating in virtual workshops offered by many art museums, and by using virtual art lesson plan ideas to offer my own workshops for adults.


Many of the art museums offered ways to use artful thinking strategies

integrated with critiquing master art works. I used this concept when I was asked to be a guest speaker for a course on Leadership and Empowerment for Women of Color, offered by the Minnesota State University. I also integrated the Social Justice and Global Competency frameworks that I have been researching.

To ease back into face-to-face workshop facilitation, I celebrated Asian American and Pacific Islander Month on May 29, by offering “Infinite Creativity,” an art-making session inspired by the works of Yayoi Kusama at Arts’ tination, a new PGAHC site at National Harbor, Oxon Hill, MD.



I enjoyed seeing the artwork completed by workshop participants, which was inspired by such an incredible artist. Kusama continues to create at 90 years old, in her studio in Japan.



Eleanor Roosevelt High School Art Teacher Show

By Chrissy Wilkin

Wilkin started the pandemic making mandalas with her students. Her youtube video was shared by Prince George’s Arts and Humanities Council <https://youtu.be/7dQIISjiNvI> and received over 1,000 views. Over the course of the pandemic Wilkin painted and drew mandalas to relax and maintain inner peace. She will be resigning from PGCPS and is moving to Beijing to teach Western Art at Tsinghua International School to fulfill a lifelong goal of teaching abroad and joining an artist colony. Wilkin is currently showing her Mandalas at Pyramid Atlantic. The opening reception is June 30th at 6:30 PM.



Elijah W., 2nd Grade,
Barack Obama Elementary

We hope you have a safe and restful summer! See you in August!

This is YOUR Newsletter

Share your art news with other PGCPS Art Teachers.

- Did your school do a special installation or mural?
- Do you have an exciting collaborative project to share?
- Did you attend an art exhibit on your own or with your students?
- Are you showing your own art anywhere?*
- Are your students showing their art anywhere?*
- Is there an art event that you think others might like to attend?*
- Or any other Art Teacher related stories you would like to share?

Please submit stories in a Google Document using the button below. Include photos in the document if you wish.

Please keep stories to a half page, single spaced, 12pt type. (Exceptions may be made for length if needed).

*Keep the date in mind if your news has a deadline or specific time frame that may have passed by the time we distribute. Email Monique Connealy (monique.king@pgcps.org) to confirm newsletter deadline.

