

ART TO ART

PGCPS Visual Arts Newsletter

Gov. Hogan Welcomes Winners of Healthcare Heros Poster Competition to Md. State House

By Marla Tolson




Minh Le, 8th Grade Visual Arts Major at Benjamin D. Foulois Creative and Performing Arts Academy, won second place in the Middle School category of the poster competition. Minh submitted his poster design, along with students from 131 Maryland schools, that depicted the theme “Celebrating Maryland’s Healthcare Heroes.” Winners secretly attended their ceremony on Friday April 1st. They were presented with an official governor’s citation, and the winning posters will be displayed at the University of Maryland Medical Center’s Weinberg Atrium in Baltimore City throughout the month of April. Congratulations Minh!



Article on Page 3

PGCPS Countywide Virtual Student Art Exhibit 2022



Selfless Acts of Kindness


By Barbara Joann Combs

Gaywood Elementary students decided to rise above the mental and emotional strain resulting from the pandemic and create artwork for health care workers. Youth Art For Healing is a non-profit organization whose mission is to bring works of art created by youth into healthcare environments to provide a sense of comfort, inspiration, and healing for patients and their loved ones, and healthcare professionals.



Nathalie Garza Banegas, 5th Grade

Each year I put out an artist call with full color photos of the subjects YAFH is looking for and I had 5 students accept. I was completely surprised with the variety of grade ranges — three 2nd grade students, one 3rd grade and one 5th grade. It was definitely challenging for all of us because the project was started at home. YAFH provides all



Alexa Herrera Tellez, 2nd Grade


the canvas, paint, and brushes. Kits were made up with these materials, paint was divided up into separate containers, and a drop cloth was added. It was a delightful bonding moment driving to each home to deliver the canvas and kits, saying hello to the students, and meeting their parents. A CANVAS page was set up with a Zoom meeting schedule and then the work began. Teaching art instruction virtually is extremely difficult but we managed to get communication going and some painting started. Each student had their sketch pre-drawn on the 24" x 30" x 1.5" gallery wrap canvas for a successful start on their painting journey. And with lots of directions, they started painting

their canvases in the bedrooms. They were so excited throughout the process and when we were able to return to in-person teaching at school the rest of the painting went extremely fast.

Continued on Page 3



Jennlika Alvarado Fuentes, 2nd Grade



Selfless Acts of Kindness Continued

By Barbara Joann Combs



Jesus Lima-Ramirez, 2nd Grade



Hilmer Villegas Ventura, 3rd Grade

It is always an honor for our school to be selected, to see the students volunteering, and behold the final outcome of all their hard work. It's amazing what young children can do when they have a desire, determination, and dedication. We were not able to meet the receivers of these beautiful "Gifts of Gratitude" paintings but we imagined the joy the artwork would bring to each hard working medical service worker at the University of Maryland Medical Center.




PGCPS Countywide Virtual Student Art Exhibit 2022

By Dana Jones, Chrisina Kunze and Amanda Espina

This year we hosted our third annual virtual art exhibit. This exhibit features the artistic talent of over 600 of our early childhood, elementary, middle, and high school students. Our students' astonishing abilities in drawing, painting, three-dimensional sculpture and ceramics, digital art, and more are on display. Teachers, thank you for showcasing your students' exceptional artistic talent; your phenomenal instruction shined through all the projects!

Continued on Page 4

PGCPS Countywide Virtual Student Art Exhibit 2021-2022 flyer



PGCPS Countywide Virtual Student Art Exhibit 2022 Continued

By Dana Jones, Chrisina Kunze and Amanda Espina

The exhibit also highlighted student artists that participated in the William H. Schmit “EcoAction Art Contest” with the theme of *I am the Change* and Youth Art for Healing a non-profit organization, that brings youth artwork into healthcare environments.

We appreciate Mr. Lee Gibbs, the Officer of Prince George’s County Public Schools Creative and Performing Arts Department; for his kind words and his continued support for the Arts in PGCPS. We would also like to thank Elizabeth Stuart-Whitehead, Jemil Miller, and Lauran Rush for their ongoing support in our everyday endeavors.



Lee Gibbs, Officer of Prince George’s County Public Schools Creative and Performing Arts Department

The Virtual Student Art exhibit will be on display until Thursday, June 30th. Click [here](#) to go directly to the Exhibition’s main page.

Reminder: Teachers, if you have not sent out the 2022 Virtual Countywide Exhibit participation certificate to your students, please

do so as soon as possible. The certificate is [here](#) if you need access to it.

If you missed the Virtual Student Art Exhibit reception that aired on Thursday, June 2nd, please watch it anytime here: <https://youtu.be/kRAvXQceJM>

As we did last year, we included randomly selected winners from each of the three exhibition categories to receive an art goody bag for the summer. Their artwork is highlighted below. Again, view the entire exhibit at <https://www.pgcps.org/gallery>.

Winners listed on Page 5

PGCPS Countywide Virtual Student Art Exhibit 2022 Continued

By Dana Jones, Chrisina Kunze and Amanda Espina



Top Left: ECC-2nd grade: Lily A., Kindergarten from Rockledge ES; Teacher: S. Saint Leger


Bottom Left: 3rd-5th grade: Jhonathon B., 4th grader from Lewisdale ES; Teacher: S. Savage

Top Right: 6th-8th grade: Sofia R., 8th grader from Nicholas Orem MS; Teacher: R. McDonald

Bottom Right: 9th-12th grade: Donavin Y., 10th grader from Laurel HS; Teacher: M. Ryan

Thank you again for your support, and have a wonderful summer break!

Dana Jones, Chrisina Kunze and Amanda Espina



As an Artist, You Never Know!

By Barbara Joann Combs

It was just over 50 years ago, in 1970, when thousands of women across the country went on strike for equality. Two years later, the National Women’s Caucus for Art was born. WCA is a non profit organization based in New York City, which supports women artists, art historians, students, educators, and museum professionals.



View the online catalog


<https://nationalwca.org/wp-content/uploads/2022/01/Occupy-the-Moment.pdf>



WCA began their year long, 50th anniversary celebration with an art exhibit at the Bridgeport Art Center, Chicago, Illinois, *Occupy the Moment: Intersect History with Impact*. The artwork celebrates our strengths and accomplishments and explores how we are moving to embrace new agendas and support emerging voices going forward.

We are educators and artists and sometimes we have an opportunity to exhibit our work. I was honored to have a piece in this exhibit. *Breaking Chains* is a 36” x 24” x 1.5” acrylic with wood and metal earrings on gallery wrap canvas work. ‘It’s been a slow, steady road to break our chains of bondage. We’ve achieved so much by law. Women from all cultures can agree that in the scheme of males, we have always been second! As women of color, we have always come in last. We will all obtain equality as our hearts change and we work together.’





DuVal Art Student Award Winners

By James Shindle



Precious Nembo, DuVal 11th Grade

DuVal Art Students won 1st and 2nd place in Lambda Gamma Gamma’s annual Talent Hunt. This was the first round competition representing the DMV.

Mayly Cisneros, 12th, and Precious Nembo 11th, won 1st and 2nd place respectively.


Mayly Cisneros went on to win 1st place in the Visual Art competition in the regional round representing Mid-Atlantic and Northeast states.




Mayly Cisneros at the Regional Talent Hunt



Mayly Cisneros, DuVal 12th Grade



Mayly Cisneros, DuVal 12th Grade



Composing with Chameleons

By **Michelle D. Parker**, Art Teacher, Edward M. Felegy Elementary School

Early in the school year, I read *The Mixed-Up Chameleon* by Eric Carle to one of my second-grade classes. The story was a good choice for Social Emotional Learning. The second graders recognized the story's main idea-- an important life lesson— *Be yourself, and don't try to be someone else!*

The chameleon was a good subject to feature in an art composition because of its distinguishing characteristics. The students drew pictures of chameleons paying close attention to its anatomy-- four legs, a spiraling tail, and an elongated sticky tongue.



Distinguishing chameleon characteristics and background details support storytelling

Next, students practiced a *decoupage* technique to apply assorted green color tissue paper to the illustrations. Gray decoupage was made by shading coffee filters with a graphite pencil. For a

separate assignment, the students painted colorful nature backgrounds and assembled tree branches from cardboard. Some used the tree branch to make a mono-print onto the painted background. For still another assignment, the chameleon's silhouette was captured and stylized using wallpaper samples. We noticed how the googly eyes added personality to the chameleon's character. With each art lesson, we reiterated that the chameleon was the subject of our artwork and considered how to arrange supporting details like the tree branch and painted background in a balanced composition.



Wall paper sample and graphite-shaded coffee filter chameleons

Continued on Page 9

Composing with Chameleons Continued

By Michelle D. Parker, Art Teacher, Edward M. Felegy Elementary School



Students recognized patterns that allowed the chameleon to camouflage versus contrast

Additional activities:

- The students measured the chameleons with their classroom teacher as part of a math lesson.
- Students engaged in a discussion and writing prompt proposed by *New York Times Student Opinion Questions*, “What Do You Think of Pet Weddings... Would you attend or even host one?” Naturally, we applied our discussion to chameleons!
- The class collaboratively wrote a story about a chameleon named *Cookie*.

- The students used air dry clay to shape and mold a miniature chameleon.
- The students practiced a drama-based instructional strategy by acting out vocabulary words from the chameleon story— like blend, camouflage, protect and predator.

Finally, the students applied organizational skills by curating their art collection for a hallway exhibit: 1- 2 chameleons, a tree branch, and a colorfully painted background.



Individually curated student art collections




The chameleons were thoughtfully placed within the composition

VA:Cn10.1.2a Create works of art about events in home, school, or community life.

VA:Re.7.2.2a Categorize images based on expressive properties.

VA:Pr5.1.2a Distinguish between different materials or artistic techniques for preparing artwork for presentation.



***Under the Sea* art show at James E. Duckworth Regional School**

Susan Howard, *Visual Art Teacher*

On June 8, Duckworth’s students, staff and families celebrated a day of art and activities. This year’s art show theme was *Under the Sea*. Student artwork featured a giant bottle cap fish, an interactive giant jellyfish, and many other sea creatures. Outside of the gallery students enjoyed sensory stations and activities. It was a great day!



This is YOUR Newsletter

Share your art news with other PGCPS Art Teachers.

- Did your school do a special installation or mural?
- Do you have an exciting collaborative project to share?
- Did you attend an art exhibit on your own or with your students?
- Are you showing your own art anywhere?*
- Are your students showing their art anywhere?*
- Is there an art event that you think others might like to attend?*
- Or any other Art Teacher related stories you would like to share?

Please submit stories in a Google Document using the button below. Include photos in the document if you wish.

Please keep stories to a half page, single spaced, 12pt type. (Exceptions may be made for length if needed).

*Keep the date in mind if your news has a deadline or specific time frame that may have passed by the time we distribute. Email Jessica Cone (jessica.cone@pgcps.org) to confirm newsletter deadline.

**CLICK HERE TO
UPLOAD STORIES**