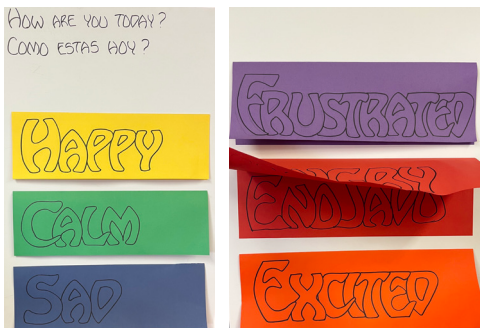


ART TO ART

PGCPS Visual Arts Newsletter



Social and Emotional Learning In Action


By L. Jemil Miller
Visual Art Resource Teacher

This year my return to the classroom required me to shift my flexibility and creativity into overdrive. As we started the school year I wanted to engage my students in a Social and Emotional Learning (SEL) activity that could be referred to the entire year.

I provided the students with six 2.5” x 3” hole-punched pages (pro-click binding system.) I asked them to create a monochromatic composition on each page. Their palette was limited to the hues on a 6-colored color wheel. Students had access to watercolors, colored pencils, water-based markers, sharpies, and colored paper. The only criteria was a willingness to experiment with multiple media. Upon completion, students used a spine to connect all of their mini masterpieces and a front and back cover.

As the students worked, I created a bilingual color key that was permanently posted on one wall in the room. We used our SEL Key and the color books upon arrival to indicate our sentiments for the day. I made a point of approaching any student who presented an ANGRY or FRUSTRATED page, to gauge their state of mind.

There was some reluctance to dive into the task without specific rules to follow, but the overwhelming majority of the students took a great deal of pride in what they created and really seemed to enjoy the process. We are excited to add this project to the curriculum for all visual art students to use in the future.



Welcome to the Art Store!


By Elizabeth Stuart Whitehead

The Visual Art Office has created a new “Art Store” in their office at Thomas Claggett Teacher Leadership Center to support teachers and schools that have little to no art budget available. If you are in need of basic art supplies, please email Trisha.Washington@pgcps.org to arrange for a date/time pick up. Have something to donate to the store? Email Trisha to arrange a delivery.

Items we have:

- Glue (bottles and gallons)
- Scissors (elementary blunt)
- Small Brushes
- White paper
- Marker class packs
- Watercolor class packs
- Construction paper multi packs
- Colored pencil class packs
- #2 Pencils
- Erasers
- Rulers
- Art kits
- Various odds and ends





Region 3 at MAEA 2022 Annual Conference

By Marla Tolson
Benjamin D. Foulois Creative and Performing Arts Academy,
Dept. Chair

It was an exciting day for art educators at Pyramid Atlantic in Hyattsville, MD. We came out and packed the house. Twenty-five educators from across Maryland had an opportunity to network and create in two of three workshop options; Papermaking, Screenprinting, and Block printing.

Reflection at the end of the day made me realize how much we need time to not only learn effective teaching practices in order to be better teachers for our students, but we also need time to be makers. Learning effective art making practices, within our own personal art making experiences makes us better educators.

Please reach out if you know of events in our Region (Prince George's, Charles, Calvert, and St. Mary's counties) and surrounding areas. As your MAEA representative, I look forward to working with and for you all more. We need more of these opportunities to art, as it truly does help us to teach.

MAEA Reg. 3 Representative
marla.tolson@pgcps.org




LaKisha Yirenkyi of Washington Episcopal School and Allison Gragg of Thomas G.Pullen Creative & Performing Arts Academy engaged in the papermaking process.



Hesitantly flooding the screen for print #1.



Block printing was a success!



Dia De Los Muertos

By Amber Proctor
Visual Arts Teacher
Kettering Elementary School

As a new teacher to Prince George's County I love to share in some of the artwork my students created when learning about the Hispanic culture of Dia De Los Muertos.

I have helped to introduce them to artist Frida Kahlo and they have learned about the art and culture of the Celebration of The Day of the Dead. They learned about "Calaveras" and through the 7 Elements of Design to include line, shape, form, and color were able to create some awesome works of Art to commemorate this celebration.

We used Crayon resist as one technique and learned how pattern and repetition can be used to create beautiful works of art.




EDUCATION IS THE COMMON THREAD
Millions of South African children are living in poverty as orphans due to the HIV/AIDS crisis and the remaining effects of apartheid. Access to a quality education for these children continues to be a struggle in an unbalanced system within South Africa. The Love Quilt Project's mission is to provide warmth, love and educational support to these vulnerable children.


Art Teachers: Help Students Learn Compassion Through Art

By Annette Williams, MFA and Juan Esparza, BFA
Visual Arts Teachers, Laurel High School

At Laurel High School, Ms. Williams and Mr. Esparza are collaborating to involve students in quilt-making through "The Love Quilt" project. It enables art students to explore their creativity while giving back to those who require love and comfort. The project is

also an opportunity for students to explore and learn about a new medium. Visit the Love Quilt Project website, <http://www.lovequiltproject.org> to find out how your art students can give a little love through art.





Hope and Healing

By Barbara Joann Combs
Visual Art Educator
Gaywood Elementary

Prince George’s Parks Arts and Cultural Heritage Division’s 34th Annual Prince George’s County Juried Exhibition’s theme is Hope and Healing. There was such a beautiful variety of well crafted artwork from 25 of Prince George’s county’s finest artists and it was an honor to have two artworks selected for this exhibit. Artwork will be on view at Montpelier Arts Center, 9652 Muirkirk Road, Laurel, Maryland until January 6, 2023. Gallery hours are Sunday through Saturday, 10 am-5 pm (closed major holidays) and admission is free.

During the height of the Pandemic I was taking a serious look at all my supplies and coming up with new ways to express myself. I remembered doing a paper weaving project

with my students and was intrigued by the variety of patterns you can make when weaving. Conflict, beauty, and joy are recurring themes that I create in but I didn’t want to dwell on the conflict of disturbing social justice issues in my artwork.


When creating in the style of Abstract, I have time to relax and reflect. There’s no attempt to represent an accurate picture of reality. I’m playing with the elements of art; line, shape, color, value, form, texture, and space. The Woven Together series is a blend of hand-crafted weaving and painted abstract art. We are separate spirits, souls, and bodies on one planet that are continuously learning how to live together in harmony. The random weaving and various colors of fluid and medium body acrylics on canvas represent various cultures. Some cultures are distinct and some have blended with other cultures. Woven together we are stronger.




Woven Together: Green
36" x 24" x 1.5"
2022



Woven Together: Sunset
36" x 24" x 1.5"
2022



Last week computer graphics students unboxed a new set of iMacs. They have been working on iPads since the beginning of the school year and now they will learn to boost their creativity by integrating the two platforms. The students are #PGCPSGrateful



Maryland Rethinks Recycling Contest

By Heekyu Hong
Suitland High School

This year Suitland represented Prince Georges County in the 2022 annual Maryland Rethinks Recycling contest. We had 5 participants, Kimberly Perez-Toro, Samadhi Aurelia Jones, Rachel Babatunde, Leila Macintosh and Jessica Kennerly. I proud to say they all represented Suitland amazingly!

This year Suitland again has come home with 2 awards. Second time winner in a row for best in show the grand prize which is normally unheard of.

Samadhi Aurelia Jones came in first Best in Show grand prize and received a new ipad and ipen, free admission to the Baltimore Museum of art and two free passes to the Aquarium in Baltimore.

Kimberly Perez-Toro also won runner up in Peoples Choice award and received a \$100 gift card to amazon



and two free passes to the Aquarium in Baltimore. Kimberly also won best in show last year so she is a two time in a row winner.

All other participants received a \$50 gift certificate to Amazon.

One of the judges Deidre Aikin who is an artist and owns and runs a gallery in Towson Maryland was so impressed with our students that she has offered their gallery anytime to Suitland High School to exhibit their work.

I wanted to say I am very proud of all the hard work from our students


and the respect and courtesy they showed throughout the exhibition. They were all amazing!!

Below are links to more photographs and a link from a news article of the 2022 exhibition.

https://www.einnews.com/pr_news/602100345/mde-honors-student-artists-at-21st-annual-rethink-recycling-sculpture-contest

<https://www.flickr.com/photos/mdenvironment/sets/72177720303793737>






New Beginnings

Denise Silas
Visual Arts Teacher
Princeton Elementary/
Flintstone Elementary

As the new Visual Arts Teacher for Princeton and Flintstone Elementary Schools, I ended the first quarter introducing to some and reviewing for others the elements of art: line, shape, color, value, form, texture, and space. The students have not had an art teacher for a couple of

years now and in only three weeks; they have grasped the concepts very well. We started the first week of the second quarter putting what they understand about the elements of art into use. I always begin each class by saying, “remember lines make shapes and shapes make patterns.” This week the children explored with 2D art, learning the parts of a landscape, weaving (patterns), movement, and sculpture. Look at a few of our projects.



This is YOUR Newsletter

Share your art news with other PGCPS Art Teachers.

- Did your school do a special installation or mural?
- Do you have an exciting collaborative project to share?
- Did you attend an art exhibit on your own or with your students?
- Are you showing your own art anywhere?*
- Are your students showing their art anywhere?*
- Is there an art event that you think others might like to attend?*
- Or any other Art Teacher related stories you would like to share?

Please submit stories in a Google Document using the button below. Include photos in the document if you wish.

Please keep stories to a half page, single spaced, 12pt type. (Exceptions may be made for length if needed).

*Keep the date in mind if your news has a deadline or specific time frame that may have passed by the time we distribute. Email Monique Connealy (monique.king@pgcps.org) to confirm newsletter deadline.

[CLICK HERE TO UPLOAD STORIES](#)