

ART TO ART

PGCPS Visual Arts Newsletter

Maryland Art Education Association Conference

By Elizabeth Stuart Whitehead

On Friday, October 20th and Saturday October 21st, several art teachers from PGCPS enjoyed two days of professional development offered by the Maryland Art Education Association (MAEA).


On Friday, a workshop was hosted at Pyramid Atlantic in Hyattsville, where over 20 PGCPS teachers learned about typesetting, linocut, and screenprinting. Additionally, several PGCPS teachers went to other locations in the state of Maryland to learn about silk painting and puppetry.

Saturday's workshop was held at the Maryland Center for History and Culture where an exhibit about Jim Henson's artwork and career was on display. This was particularly exciting for PGCPS teachers because he grew up in our county and graduated from Northwestern High School before attending the University of Maryland College Park.

Several workshops were held throughout the day including one from our very own Nikki Brooks who spoke about building shelters using cardboard/collage that represent childhood, places and memories. Her workshop was titled Love and Shelter (<https://nicoleibrooks.com>). We were so excited to spend two days of learning together!



Continued on page 2




Continued from page 1

MAEA Day 1 - Region 3 at the Pyramid Atlantic Art Center

Teachers participated in a variety of printmaking experiences.




Continued on page 3





Continued from page 2

MAEA Day 2 - Maryland Center For History And Culture

Teachers visited the Jim Henson Exhibit and engaged in their choice of workshops.



Continued on page 11



Marbled Cyanotypes

By Allison Gragg,
Thomas G. Pullen Creative and
Performing Arts Academy

The elements of art focus for kindergarten students during the first quarter were color and space. Students learned about positive and negative space, and to expand on their understanding of positive and negative space, students learned about cyanotypes!


What is a Cyanotype?

A cyanotype is a camera-less technique that involves laying objects on paper coated with a special solution (ferric ammonium oxalate is mixed with potassium ferricyanide). The paper is then exposed to UV light, leaving the unexposed areas of the paper (underneath the objects) to remain white once the print is rinsed with water. The unexposed area is the positive space, and the exposed areas of the paper that turned blue, is the negative space.

Learning about Paula Riff

Prior to making cyanotypes, students analyzed the artwork of Paula Riff, who is an alternative process photographer that combined the cyanotype and gum printing process to create abstract prints with bold colors. I wanted students to create a cyanotype with bold colors, similar to the prints created by Paula Riff, but with fewer steps.

Continued on page 5



Continued from page 4

Making the Cyanotypes


After mixing the cyanotype solution, students coated their paper using a foam brush. After allowing the cyanotype solution to dry (a hair dryer helps), each student took turns arranging leaves and dandelions onto the coated paper. Once students were done arranging their objects onto the coated paper, I let them press the button to turn on the UV light, and each print was exposed for 5 minutes. Students rinsed their cyanotypes in cold water, and then let their print soak in a peroxide and water bath. Then we placed each cyanotype print onto the drying rack in the classroom to dry.



Color Theory + Marbling Cyanotypes

Before students completed the final step for this project, students completed a lesson on identifying primary and secondary color, and color mixing. To make the cyanotypes more bold and colorful, students did a paper marbling technique on top of their cyanotype prints to create a marbled effect similar to the cyanotypes created by Paula Riff.





Private Collection

By Jennifer Acree, Artist
Dora Kennedy French Immersion

I am a retired/rehired employee at Dora Kennedy French Immersion. During my retirement of two years I started painting a collection of original watercolors. I chose three of them to publish in this newsletter.




Jennifer Acree, Massachusetts House on Water, 2022, Watercolor, 5.5" x 7.5", Private Collection, copyrighted.



Jennifer Acree, Washington Wilderness, 2022, Watercolor, 5" x 7", Private Collection, copyrighted.




Jennifer Acree, Six Round Hay Bales, 2022, Watercolor, 5.5" x 7.5", Private Collection, copyrighted.




Dora Kennedy French Immersion Student Artwork


By Jennifer Acree



**Garance Borrut, Piet Mondrian
Abstract Design, October 2023,
Markers, 9"x12", Grade 7.**



**Jaden Deloatch-Tyson, Piet Mondrian
Abstract Design, October 2023,
Markers, 9"x12", Grade 7.**



**Harmony Sirleaf, Piet Mondrian Ab-
stract Design, October 2023,
Cut Strips of Black Paper and
Watercolor, 9"x12", Grade 6.**




**Malia Jenkins, Harvest Moon and
Silhouette Tree, October 2023, Torn
and Cut Paper on Newspaper Page,
11"x12", Grade K, Mme. Mortiniera.**



**Mya C. Keene, Harvest Moon and
Silhouette Trees, October 2023,
Torn Black Paper and Watercolor,
9"x12", Grade 6.**



**Tristan Dinnat, Harvest Moon and
Silhouette, October 2023, Torn and
cut paper, stickers on newspaper page,
11"x12", Grade 7.**




Door Contest Winner Times Two!


By Karen Thomas



First Place for Hispanic Heritage Month.



Second place for Autism Awareness Month. Rotating mushroom, famous people with Autism so kids can learn it's okay to have Autism because some of the smartest scholars have Autism. I provided a QR code to a video for learning about Autism.



Mattaponi Elementary School Art Teacher, Barry Keith Featured in The Arlington Connection

Read the full article on their website: <https://connectionarchives.com/PDF/2023/092723/Arlington.pdf>



Landscape by Barry Keith featured at Gallery Underground in October.



Barry Keith, painter.

PHOTOS OF BARRY KEITH'S WORK CONTRIBUTED BY THE PAINTER

The Road from Recovery to Art



Landscape by Barry Keith.



Landscape by Barry Keith.

BY SHIRLEY RUHE
ARLINGTON CONNECTION

It all started when someone gave him a crayon at 4 years old. Now Barry Keith is a rising painter with a show called "The Pluviophile" opening at Gallery Underground in Crystal City on Oct. 3 and running through Oct. 28. Keith is prolific and has had 21 solo shows around the area including other solo shows at Gallery Underground.

Keith says this show is dedicated to his older sister. "I was very close

to her, and she died just a month before her 65th birthday. She used to tell me how much she loved the rain because it calmed her. The day I gave her eulogy it rained so I took a lot of pictures and created this show for 'one who loves the rain.'" He says the show is very colorful

"One thing I love is translating the beauty of the world. I never took notice until I got into recovery."

— Barry Keith, painter; 31 years sober

with different palettes representing a lot of emotions.

When he isn't painting, Keith is an elementary teacher at Matta-

poni Elementary in Prince George's County and has an art club for 100 students ages 7-12 years old. "We paint. I take them outside to draw nature; we play with clay and do crafts. We even had a dance party, they loved it." He says, "Some kids are so articulate. When you see kids with interest at this age, it can be amazing."

Previously Keith taught high school students at Suitland High School for 15 years.

But Keith tells his students that when they are just getting off the bus, he is at home in Accokeek putting on his apron. And he tells them that's

when his day starts. "It takes a lot of energy after all day with kids that age." On the weekends he will paint outside. "I have a lot of images to work with."

Keith considers himself an en plein air painter which is a French expression for painting in the open air where the artist has a better ability to see the light and color. However, Keith comments it has

been too hot to paint outside much this summer. "Now the weather is getting better for me."

En plein air has been used for centuries but was popularized by the French Impressionists, and Keith says his love of Impressionists forced him to paint outside. Keith began drawing Marvel car-

SEE THE ROAD, PAGE 5
WWW.CONNECTIONNEWSPAPERS.COM

Laurel High School Students Create First Painted Public Mural in Laurel!

A letter addressed to Michael Dinkens, Principal of Laurel High School:

Hello Mr. Dinkens and Visual Arts Teachers,

Congratulations to four of your students who -- recommended by their art teachers -- worked as interns this summer to create the first painted public mural in the city of Laurel:

Demi Adegoke
Monica Benitez
Imani Williams
Amera McCain (graduated in May)

The students worked with professional muralist Megan Alodie to paint four sides of a utility building in McCullough Field (near Laurel Library) to depict the four stages in the life cycle of the monarch butterfly, an important but greatly endangered pollinator.

This project was jointly sponsored by the Laurel Arts Council (<https://www.cityoflaurel.org/boards/commissions/laurel-arts-council>) and the environmental group Laurel for the Patuxent (<https://www.laurel-forthepatuxent.org/>).



Mural painters (left to right): Imani Williams (17), Ademidun “Demi” Adegoke (15), Megan Alodie, Amera McCain (18), and Monica Benitez (16).


Photo Credit: Aiesha Solomon, Streetcar Suburbs News

This mural has received much local press and television coverage (for example, <https://streetcarsuburbs.news/monarch-mural-in-the-works-at-mccullough-field/>), and the students will soon receive official letters of appreciation. A pollinator garden will be planted near the mural.





The monarch metamorphosis mural serves not only to delight park visitors but also to educate our community about the need to protect the monarch and other vital pollinators.

Thank you for all you do to support and nurture young artists!

Melissa Holland
City of Laurel Arts Council



Continued from page 3



“Kermit’s function on the show is very much like my own, in that he is trying to hold together this group of crazies which is not unlike what I do.”

— Jim Henson

This is YOUR Newsletter

Share your art news with other PGCPS Art Teachers.

- Did your school do a special installation or mural?
- Do you have an exciting collaborative project to share?
- Did you attend an art exhibit on your own or with your students?
- Are you showing your own art anywhere?*
- Are your students showing their art anywhere?*
- Is there an art event that you think others might like to attend?*
- Or any other Art Teacher related stories you would like to share?

Please submit stories in a Google Document using the button below. Include photos in the document if you wish.

Please keep stories to a half page, single spaced, 12pt type. (Exceptions may be made for length if needed).

*Keep the date in mind if your news has a deadline or specific time frame that may have passed by the time we distribute. Email Monique Connealy (monique.king@pgcps.org) to confirm newsletter deadline.

